

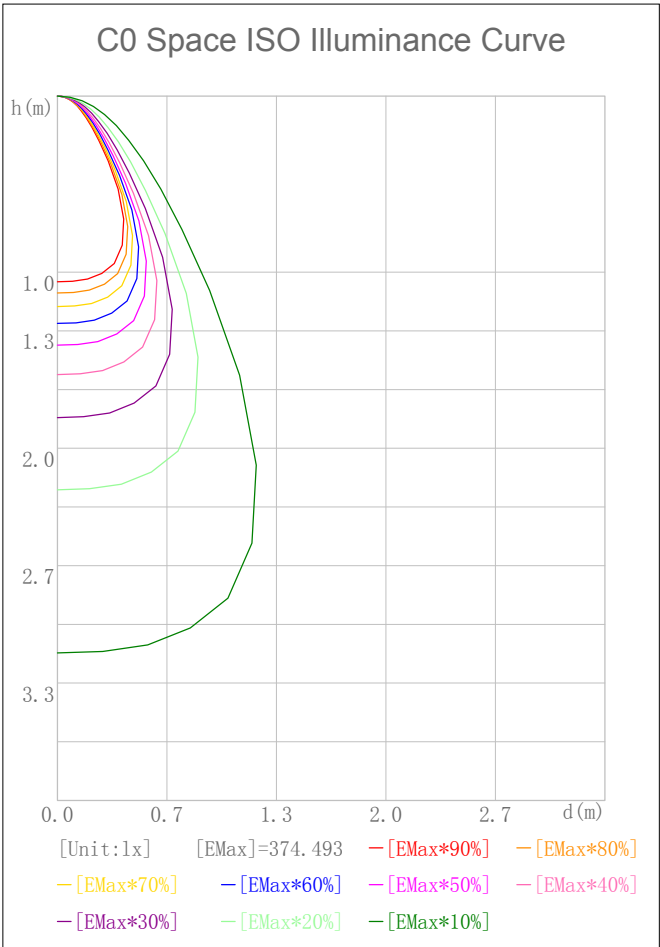
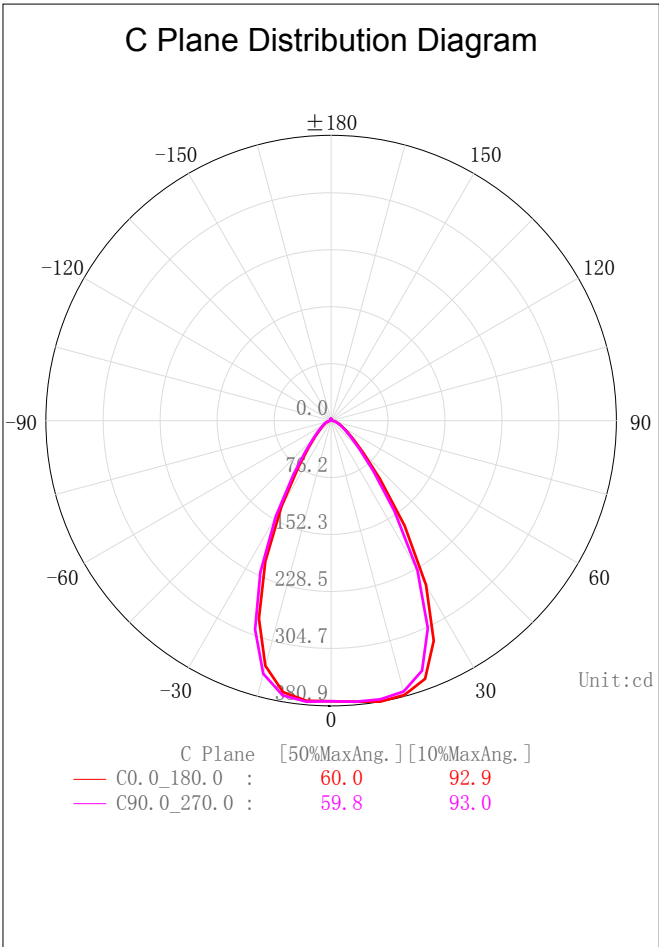
Indoor Luminaire Photometric Data

Description Information

Luminary Name:PD09-06-DW-01 1800-3000K RA90 60D		Lum. Catalog:	Test ID: 01
Lamp Name:		Lamp Catalog: LED	Test Date: 2022/08/29
Manufacture: Shenzhen Norming Lighting		Shld. Ang(°):	Test Machine:GON-2000
Test Lab: Quality Department		Frequency (Hz):	Lamp CCT(K): Ra:
Lum. Size (W*L*H):0.076m*0.076m*0.000m		Lum. Area (m2):0.006	Lum. W(kg): 0.000
Test System: C, γ	Test Step: C=90.0 γ=5.0	Temp. (°C): 25	Humidity(%): 50.0

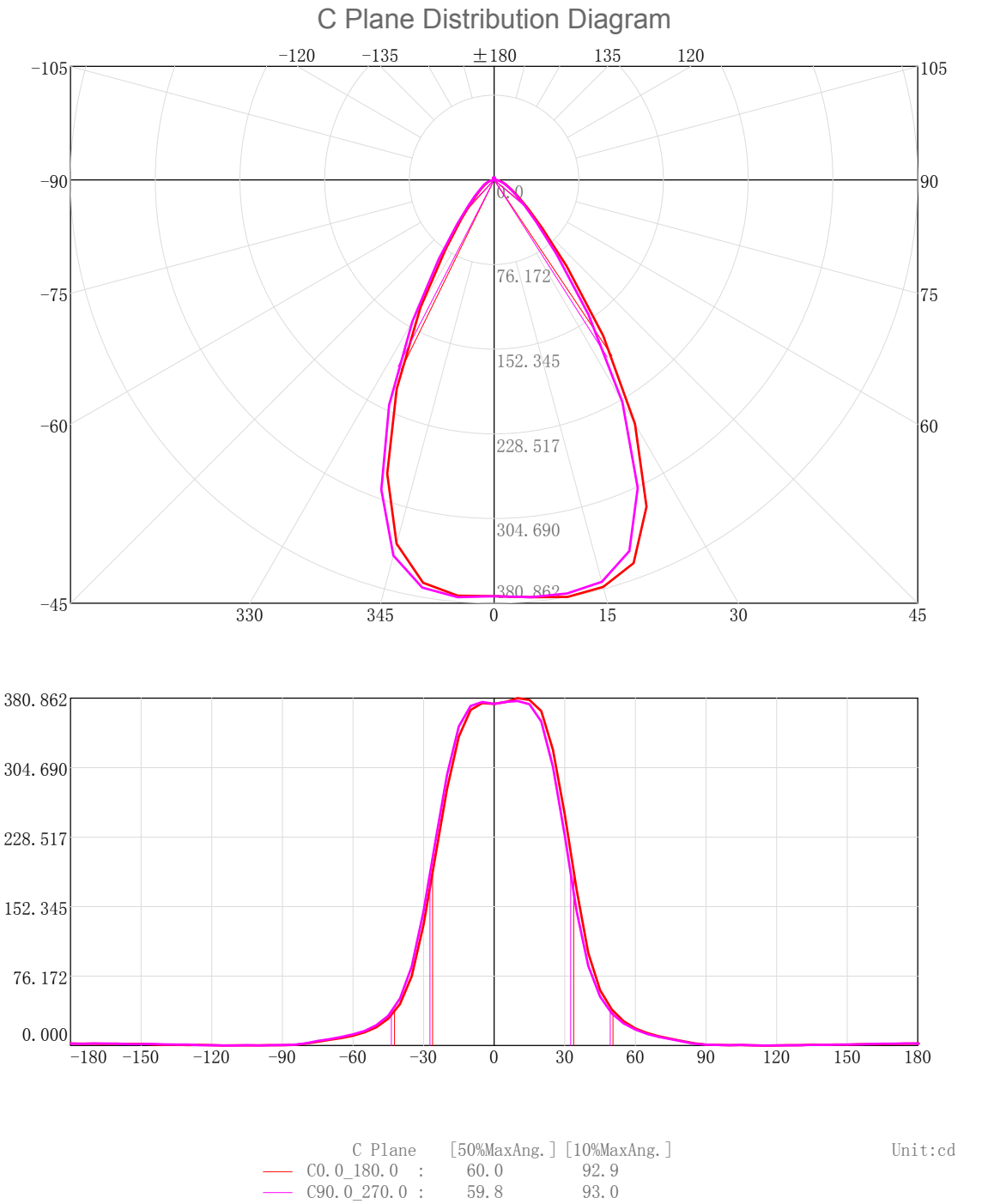
Character Parameter

Lamp Speciality Parameter		Luminaire Speciality Parameter	
Rated Flux(lm): 412.950	Luminary Flux(lm): 412.946	Field Angle(10%Imax): 92.9(°)	
Rated Power(W):	Luminary Efficiency: 100.00%	Down Lumens&Percent: 408.218lm 98.86%	
Rated Voltage(V):	Luminary EER(lm/W): 71.063	Up Lumens&Percent: 4.728lm 1.14%	
Tested Power(W): 5.811	Max. Candela(cd): 380.862	S/MH: C0_a180=0.966 C90_270=0.961	
Lamps' Inside: 1	Max Cand@Ang. (°): C=0.0 γ=10.0	CIE Type: Semi-Direct	
Tested Electrics (V, A, pf):239.8, 0.029, 0.834	Beam Angle(50%Imax): 60.0(°)	ErP ϕ use(90°): 350.971lm	
Lamp Size (W*L*H):0.076m*0.076m*0.000m	Left=-26.1°, Right=33.8°	IRF(%): 191.406	



2D Plane Light Intensity Distribution Curve

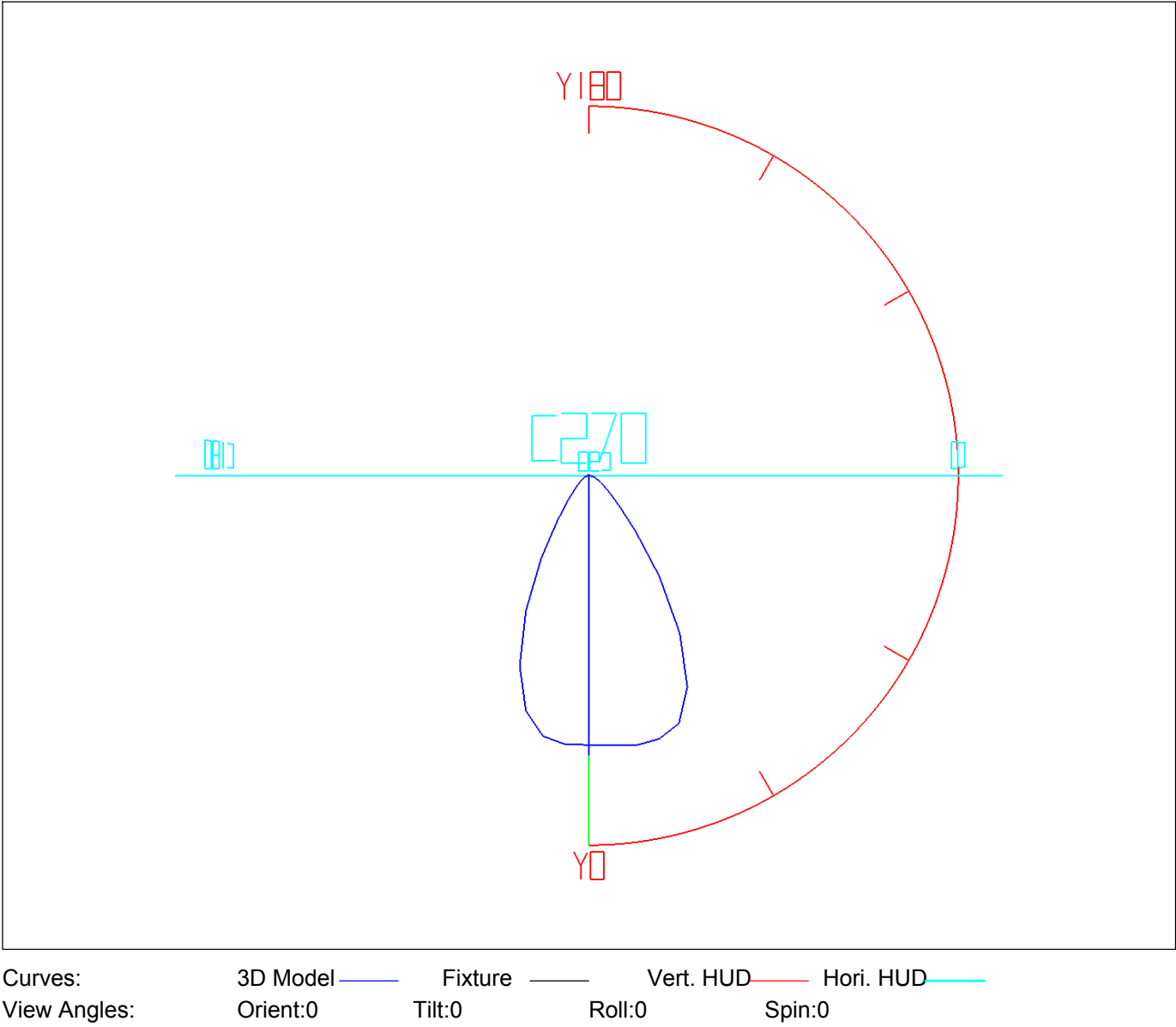
Lum. Name: PD09-06-DW-01 1800-3000K RA90 60D	Lum. Catelog:	Test ID: 01
Lamp Name:	Lamp Catelog: LED	Test Lab: Quality Department
Manufacture: Shenzhen Norming Lighting	Test Machine:GON-2000	Test Date: 2022/08/29



3D Light Intensity Distribution Modal

Lum. Name: PD09-06-DW-01 1800-3000K RA90 60D	Lum. Catelog:	Test ID: 01
Lamp Name:	Lamp Catelog: LED	Test Lab: Quality Department
Manufacture: Shenzhen Norming Lighting	Test Machine:GON-2000	Test Date: 2022/08/29

3D Light Intensity Distribution Modal

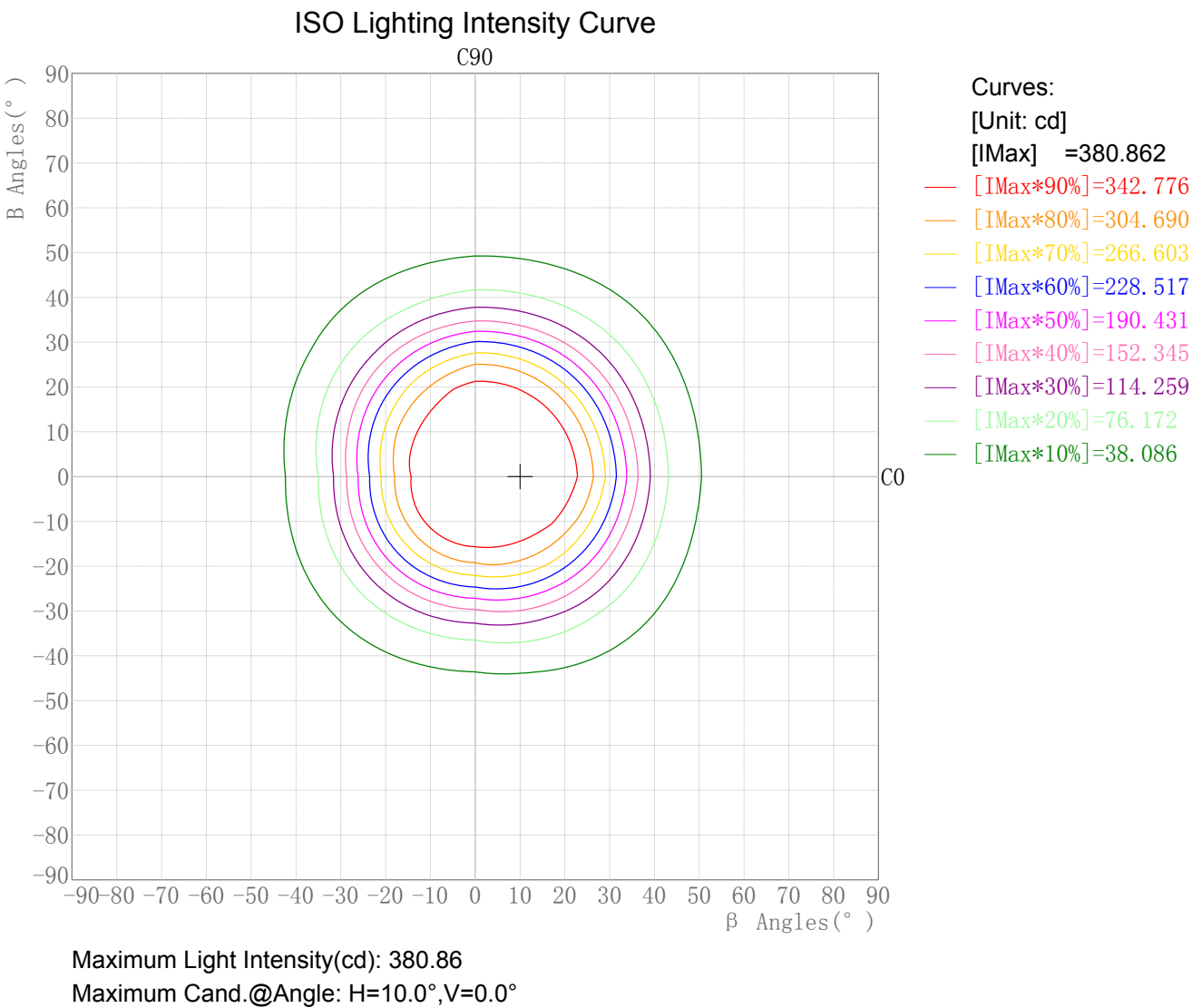


Zonal Flux Tabulation

Zone( γ )	Zone Flux (lm)	Sums Flux (lm)	Zone%Lamp	Sums%Lamp
0.0-5.0	8.98	8.98	2.17	2.17
5.0-10.0	26.87	35.85	6.51	8.68
10.0-15.0	43.61	79.46	10.56	19.24
15.0-20.0	56.48	135.94	13.68	32.92
20.0-25.0	61.88	197.82	14.99	47.90
25.0-30.0	57.70	255.52	13.97	61.88
30.0-35.0	45.82	301.34	11.10	72.97
35.0-40.0	32.02	333.36	7.75	80.73
40.0-45.0	21.44	354.80	5.19	85.92
45.0-50.0	14.86	369.66	3.60	89.52
50.0-55.0	10.83	380.48	2.62	92.14
55.0-60.0	8.17	388.66	1.98	94.12
60.0-65.0	6.33	394.99	1.53	95.65
65.0-70.0	4.92	399.91	1.19	96.84
70.0-75.0	3.72	403.63	0.90	97.74
75.0-80.0	2.55	406.18	0.62	98.36
80.0-85.0	1.40	407.58	0.34	98.70
85.0-90.0	0.64	408.22	0.16	98.85
90.0-95.0	0.38	408.60	0.09	98.95
95.0-100.0	0.27	408.87	0.07	99.01
100.0-105.0	0.24	409.11	0.06	99.07
105.0-110.0	0.20	409.31	0.05	99.12
110.0-115.0	0.10	409.41	0.02	99.14
115.0-120.0	0.11	409.52	0.03	99.17
120.0-125.0	0.19	409.72	0.05	99.22
125.0-130.0	0.25	409.97	0.06	99.28
130.0-135.0	0.33	410.29	0.08	99.36
135.0-140.0	0.35	410.64	0.08	99.44
140.0-145.0	0.37	411.02	0.09	99.53
145.0-150.0	0.41	411.43	0.10	99.63
150.0-155.0	0.39	411.81	0.09	99.72
155.0-160.0	0.36	412.17	0.09	99.81
160.0-165.0	0.32	412.49	0.08	99.89
165.0-170.0	0.25	412.74	0.06	99.95
170.0-175.0	0.15	412.89	0.04	99.99
175.0-180.0	0.05	412.95	0.01	100.00

Rectangle ISO Lighting Intensity Diagram

Lum. Name: PD09-06-DW-01 1800-3000K RA90 60D	Lum. Catalog:	Test ID: 01
Lamp Name:	Lamp Catalog: LED	Test Lab: Quality Department
Manufacture: Shenzhen Norming Lighting	Test Machine:GON-2000	Test Date: 2022/08/29

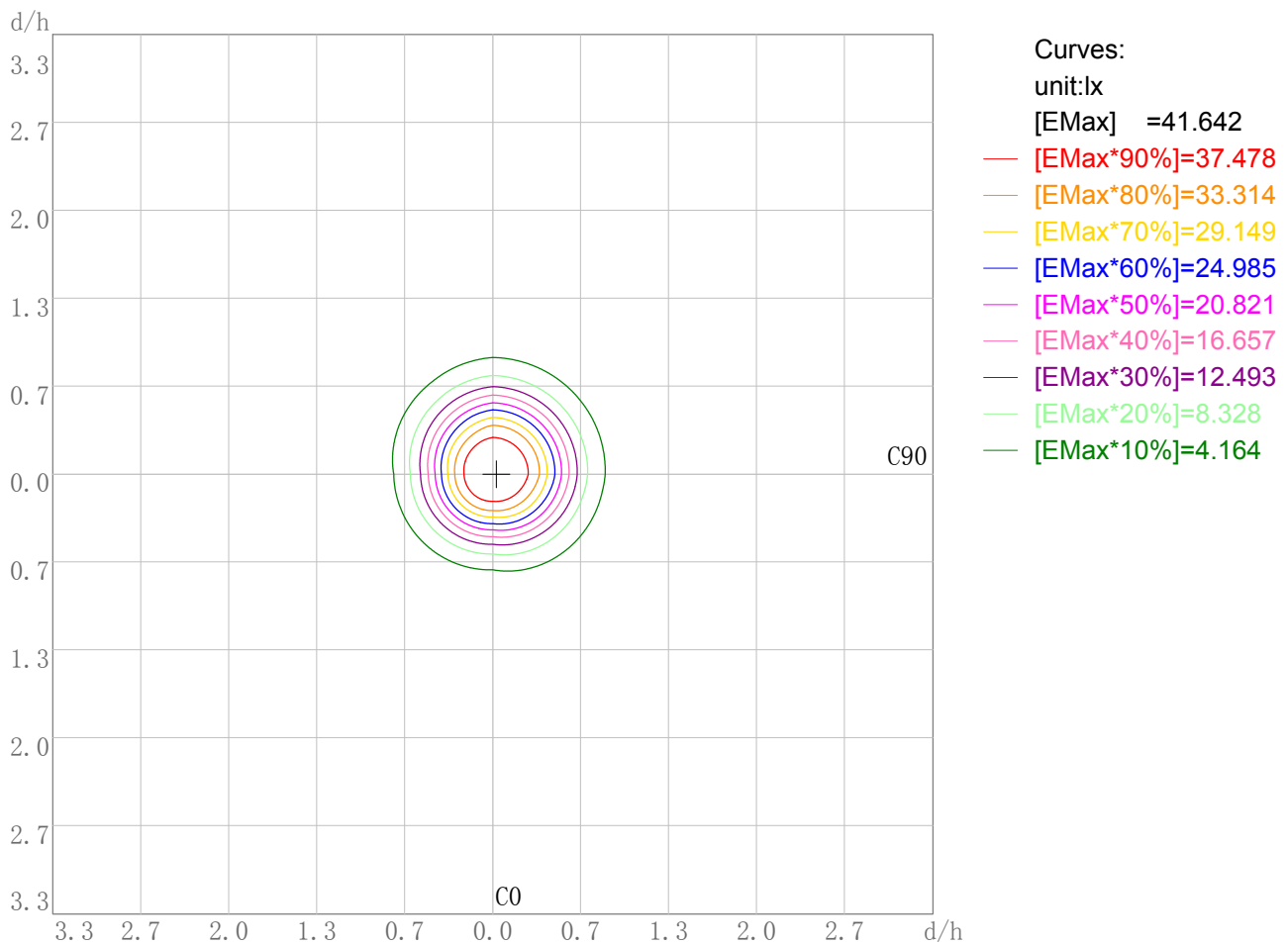


**Photometric Filename:PD09-06-DW-01 1800-3000K RA90 60D.IES**

## Plane ISO-Illuminance Diagram

Lum. Name: PD09-06-DW-01 1800-3000K RA90 60D	Lum. Catalog:	Test ID: 01
Lamp Name:	Lamp Catalog: LED	Test Lab: Quality Department
Manufacture: Shenzhen Norming Lighting	Test Machine: GON-2000	Test Date: 2022/08/29

## Plane ISO-Illuminance Curve

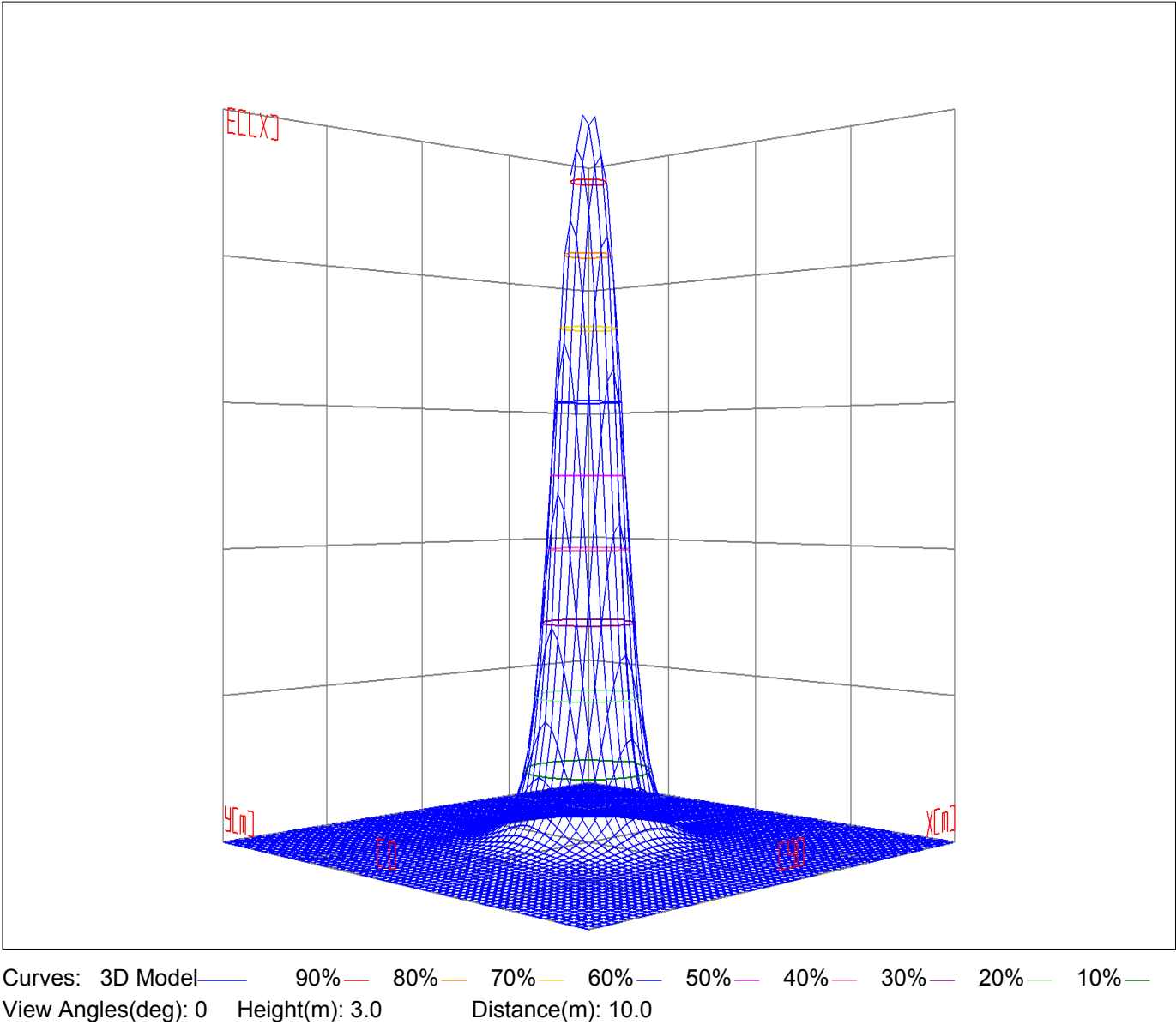


Working Plane Luminaire Mounting Height(m): 3.00  
Working Plane Maximum Illuminance(lx): 41.64  
Working Plane Maximum Illuminance Position(d/h):H0.0 V0.0

3D Plane ISO Illuminance Diagram

Lum. Name: PD09-06-DW-01 1800-3000K RA90 60D	Lum. Catelog:	Test ID: 01
Lamp Name:	Lamp Catelog: LED	Test Lab: Quality Department
Manufacture: Shenzhen Norming Lighting	Test Machine:GON-2000	Test Date: 2022/08/29

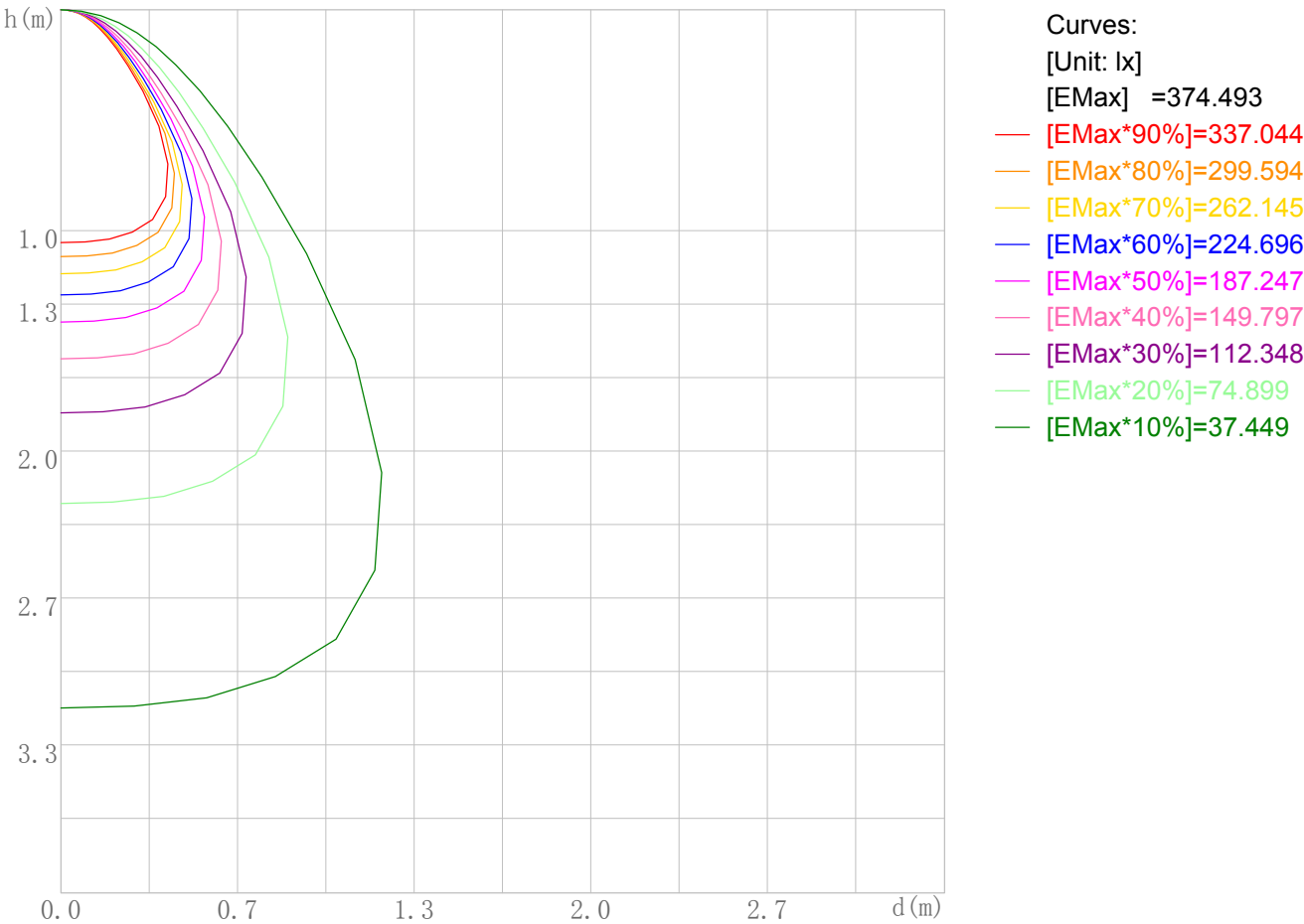
3D Plane Illuminance Modal



Space ISO Illuminance Diagram

Lum. Name: PD09-06-DW-01 1800-3000K RA90 60D	Lum. Catalog:	Test ID: 01
Lamp Name:	Lamp Catalog: LED	Test Lab: Quality Department
Manufacture: Shenzhen Norming Lighting	Test Machine:GON-2000	Test Date: 2022/08/29

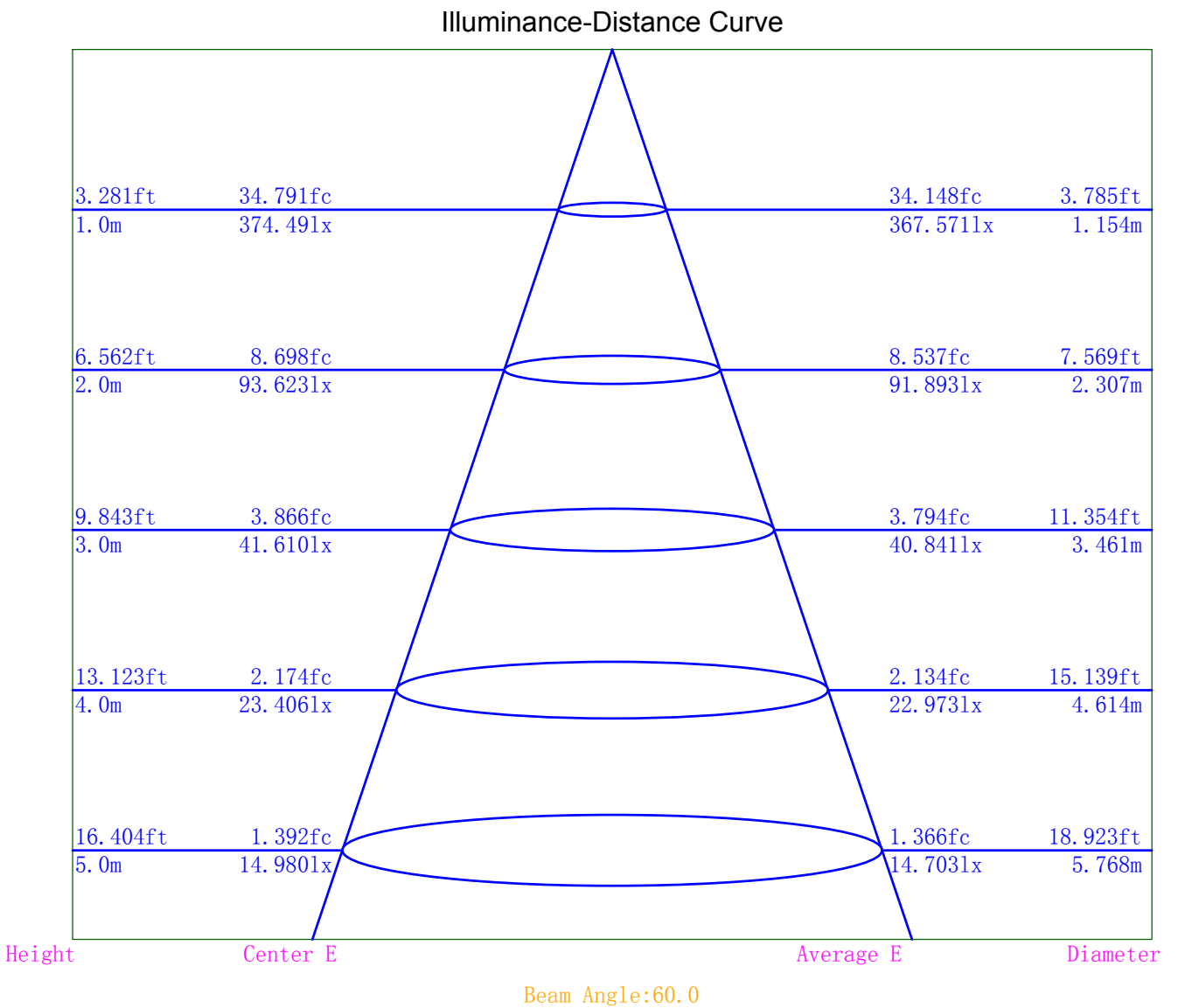
Space ISO Illuminance Curve



Space Plane Maximum Illuminance and @Angle:374.49lx,0.0deg  
Plane Maximum Lighting Intensity and @Angle:380.862cd,0deg

Illuminance-Distance Diagram

Lum. Name: PD09-06-DW-01 1800-3000K RA90 60D	Lum. Catalog:	Test ID: 01
Lamp Name:	Lamp Catalog: LED	Test Lab: Quality Department
Manufacture: Shenzhen Norming Lighting	Test Machine:GON-2000	Test Date: 2022/08/29



Indoor Luminance Limiting Curves

Lum. Name: PD09-06-DW-01 1800-3000K RA90 60D	Lum. Catalog:	Test ID: 01
Lamp Name:	Lamp Catalog: LED	Test Lab: Quality Department
Manufacture: Shenzhen Norming Lighting	Test Machine:GON-2000	Test Date: 2022/08/29

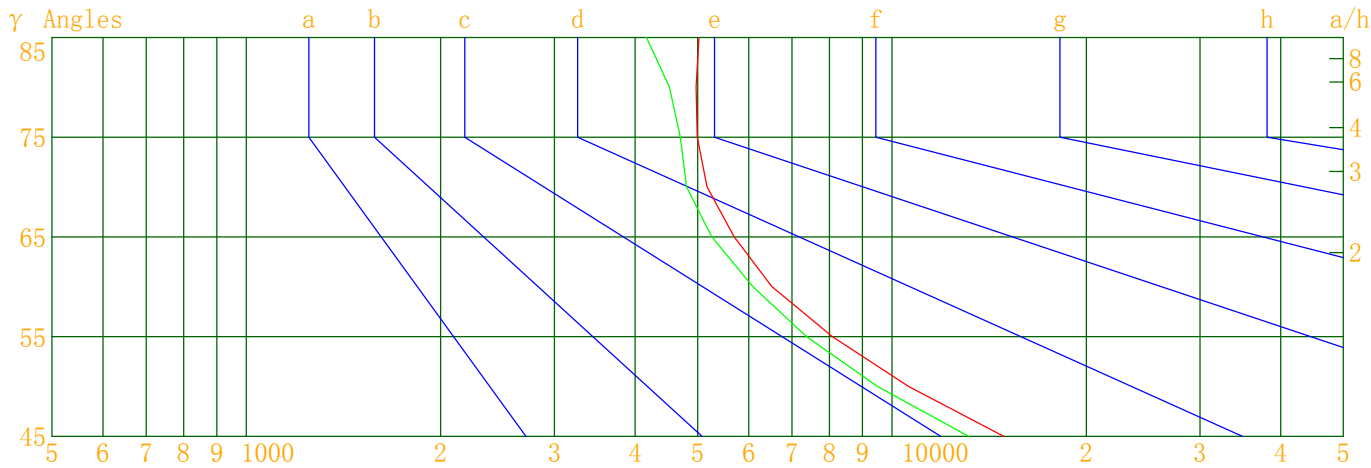
Glare Grade Table

GI	Quality	Using Illuminance							
1.15	A	2000	1000	500	<=300				
1.5	B		2000	1000	500	<=300			
1.85	C			2000	1000	500	<=300		
2.2	D				2000	1000	500	<=300	
2.55	E	a				2000	1000	500	<=300
			b	c	d	e	f	g	h

Luminance Table

Gama(deg)	45	50	55	60	65	70	75	80	85
C0	14897	10609	8079	6513	5692	5169	4992	4974	5026
C90	13146	9494	7367	6085	5256	4806	4700	4521	4166

Luminance Limiting Curve



Luminous Size:

Length(m)=0.076

Width(m)=0.076

Height(m)=0.000

Area(m^2)=0.005776

Luminous Type:

Without Luminous Side

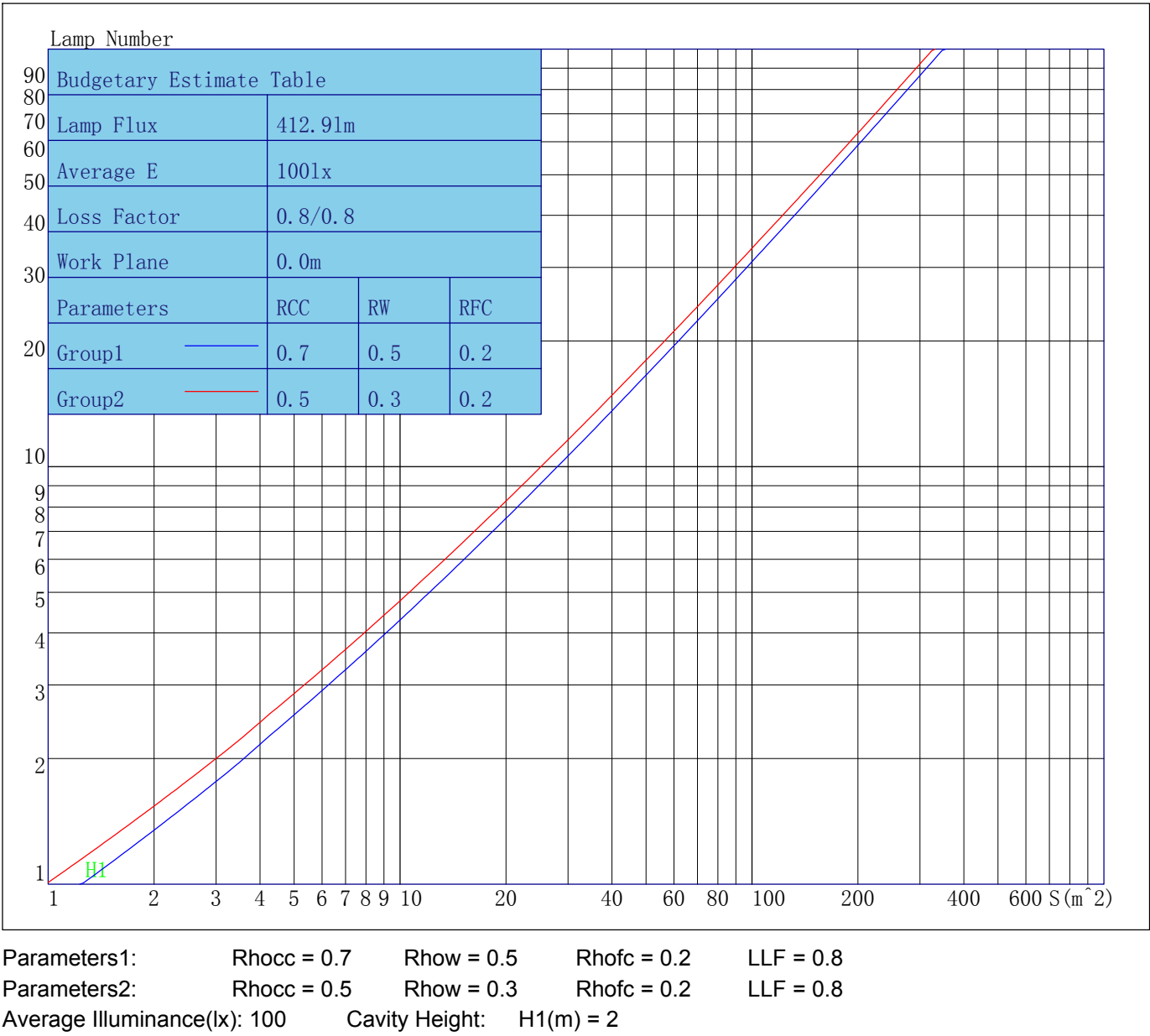
Luminous Curves:

C0-C180 Color: —

C90-C270 Color: —

Indoor Budgetary Estimate Table

Lum. Name: PD09-06-DW-01 1800-3000K RA90 60D	Lum. Catalog:	Test ID: 01
Lamp Name:	Lamp Catalog: LED	Test Lab: Quality Department
Manufacture: Shenzhen Norming Lighting	Test Machine:GON-2000	Test Date: 2022/08/29



Indoor Coefficient of Utilization Table

Lum. Name: PD09-06-DW-01 1800-3000K RA90 60D	Lum. Catelog:	Test ID: 01
Lamp Name:	Lamp Catelog: LED	Test Lab: Quality Department
Manufacture: Shenzhen Norming Lighting	Test Machine:GON-2000	Test Date: 2022/08/29

Coefficients of Utilization - Zonal Cavity Method																		
Coef.	Effective Floor Cavity Reflectance RFC=0.20																	
RhoCC (%)	80				70				50			30			10			0
RhoW (%)	70	50	30	10	70	50	30	10	50	30	10	50	30	10	50	30	10	0
RCR	Coefficient of Utilization(%)																	
0	119	119	119	119	116	116	116	116	110	110	110	106	106	106	101	101	101	99
1	112	109	106	103	110	107	104	102	102	100	98	98	97	95	95	93	92	90
2	106	100	95	91	103	98	94	90	95	91	88	91	89	86	89	86	84	82
3	99	92	87	82	97	91	85	81	88	83	80	85	81	78	83	80	77	75
4	94	85	79	74	92	84	78	74	82	77	73	79	75	72	77	74	71	69
5	88	79	73	68	87	78	72	67	76	71	67	74	70	66	73	69	65	64
6	84	74	67	62	82	73	67	62	71	66	62	70	65	61	68	64	61	59
7	79	69	62	58	78	68	62	57	67	61	57	65	60	57	64	60	56	55
8	75	65	58	54	74	64	58	53	63	57	53	62	56	53	60	56	53	51
9	71	61	54	50	70	60	54	50	59	54	50	58	53	49	57	53	49	48
10	68	57	51	47	67	57	51	47	56	50	46	55	50	46	54	49	46	45

Unified Glare Rating Table

Lum. Name: PD09-06-DW-01 1800-3000K RA90 60D	Lum. Catelog:	Test ID: 01
Lamp Name:	Lamp Catalog: LED	Test Lab: Quality Department
Manufacture: Shenzhen Norming Lighting	Test Machine:GON-2000	Test Date: 2022/08/29

Unified Glare Rating Table

Ceiling RCC	0.70	0.70	0.50	0.50	0.30	0.70	0.70	0.50	0.50	0.30
Wall RW	0.50	0.30	0.50	0.30	0.30	0.50	0.30	0.50	0.30	0.30
Floor RFC	0.20	0.20	0.20	0.20	0.20	0.20	0.20	0.20	0.20	0.20
Room Size	Vewed crosswise					Vewed endwise				
X=2H    Y=2H	18.9	20.0	19.3	20.3	20.7	18.3	19.4	18.6	19.7	20.1
	19.3	20.3	19.7	20.6	21.0	18.7	19.7	19.1	20.0	20.4
	19.5	20.4	19.9	20.8	21.2	18.9	19.8	19.3	20.2	20.6
	19.7	20.5	20.1	20.9	21.4	19.1	20.0	19.5	20.4	20.8
	19.7	20.6	20.2	21.0	21.4	19.2	20.0	19.6	20.4	20.8
	19.8	20.6	20.3	21.0	21.4	19.2	20.0	19.7	20.4	20.9
X=4H    Y=2H	18.9	19.8	19.3	20.2	20.6	18.3	19.2	18.7	19.6	20.0
	19.4	20.2	19.9	20.6	21.1	18.9	19.7	19.3	20.1	20.5
	19.8	20.4	20.2	20.9	21.4	19.2	19.9	19.7	20.4	20.8
	20.1	20.7	20.6	21.1	21.6	19.5	20.1	20.0	20.6	21.1
	20.2	20.8	20.7	21.2	21.7	19.7	20.2	20.2	20.7	21.2
	20.3	20.8	20.8	21.3	21.8	19.7	20.2	20.3	20.7	21.3
X=8H    Y=4H	19.8	20.4	20.3	20.8	21.3	19.3	19.8	19.8	20.3	20.8
	20.2	20.7	20.7	21.2	21.8	19.7	20.2	20.2	20.7	21.2
	20.4	20.8	21.0	21.4	21.9	19.9	20.3	20.4	20.8	21.4
	20.6	21.0	21.1	21.5	22.1	20.0	20.4	20.6	20.9	21.5
X=12H    Y=4H	19.8	20.3	20.3	20.8	21.3	19.3	19.7	19.8	20.3	20.8
	20.2	20.6	20.8	21.1	21.7	19.7	20.1	20.3	20.6	21.2
	20.4	20.8	21.0	21.3	21.9	19.9	20.3	20.5	20.8	21.4
Variations with the objverver position at spacings										
S=1.0H	0.4/-0.4					0.4/-0.5				
S=1.5H	0.7/-0.8					0.7/-0.8				
S=2.0H	0.9/-1.0					1.0/-1.0				
Reduced UGR Table:										
Nordic Standard Table:	BK0					BK0				
Correction Value	1.4					1.4				

o the CIE Pub.117, data has been corrected, refers to the lamp's lumens 8.2flm.

Candela Tabulation

V/H	C0.0	C90.0	C180.0	C270.0
γ 0.0	374.49	374.49	374.49	374.49
γ 5.0	376.72	376.73	375.39	376.72
γ 10.0	380.86	377.76	367.92	372.35
γ 15.0	378.96	374.28	338.73	349.80
γ 20.0	366.78	355.24	281.18	296.50
γ 25.0	324.24	305.59	207.30	223.31
γ 30.0	253.34	230.52	132.40	147.01
γ 35.0	171.10	147.70	76.04	86.54
γ 40.0	101.64	87.46	45.67	51.59
γ 45.0	60.84	53.69	29.49	32.71
γ 50.0	39.39	35.25	20.20	22.50
γ 55.0	26.77	24.41	14.61	16.09
γ 60.0	18.81	17.57	10.85	12.33
γ 65.0	13.90	12.83	8.34	9.50
γ 70.0	10.21	9.49	6.36	7.13
γ 75.0	7.46	7.03	4.20	5.05
γ 80.0	4.99	4.53	2.26	2.55
γ 85.0	2.53	2.10	0.77	0.88
γ 90.0	1.08	1.01	0.42	0.61
γ 95.0	0.77	0.81	0.44	0.40
γ 100.0	0.52	0.49	0.35	0.19
γ 105.0	0.57	0.76	0.30	0.40
γ 110.0	0.31	0.25	0.34	0.18
γ 115.0	0.06	0.19	0.10	0.17
γ 120.0	0.15	0.34	0.45	0.39
γ 125.0	0.50	0.28	0.70	0.50
γ 130.0	0.42	0.42	0.66	1.14
γ 135.0	0.98	0.71	0.94	1.21
γ 140.0	0.82	0.75	0.86	1.28
γ 145.0	1.16	1.02	1.27	1.77
γ 150.0	1.11	1.21	1.89	1.73
γ 155.0	1.54	1.29	1.74	1.69
γ 160.0	1.48	1.75	2.15	2.15
γ 165.0	1.69	2.15	1.93	2.27
γ 170.0	1.89	2.11	2.09	2.41
γ 175.0	2.06	2.40	2.14	2.00
γ 180.0	2.25	2.25	2.25	2.25